

politics 2020 Election Facts First Election 2020 AMERICA'S CHOICE RFP 2020 Results Road to 270 Presidential Polls Race Ratings Candidates Primaries & Caucuses

## Exit Polls

Exit polls are surveys of a random sample of voters taken as they head their polling places on election day. Absentee and early voters are represented by self-reported polls at in-person and polls at early voting locations. Exit polls use the results to assess the makeup and opinions of the electorate. Read how exit polls work during a pandemic.

My Election

View 1 of 76 polls for South Carolina No Party

Region

Region	Upcountry	Piedmont	Central	Pee Dee/Waccamaw	Low Country
Hydrone	50%	44%	56%	44%	54%
Gratham	45%	56%	43%	55%	45%

Updated 6:30 PM ET, Tue Nov 3, 2020

Age

Age	18-29	30-44	45-64	65 or older
Hydrone	45%	68%	46%	43%
Gratham	52%	42%	53%	54%

Updated 6:30 PM ET, Tue Nov 3, 2020

Age

Age	18-24	25-29	30-39	40-49	50-64	65 or older
Hydrone	50%	40%	59%	59%	42%	42%
Gratham	45%	58%	41%	41%	54%	54%

Updated 6:30 PM ET, Tue Nov 3, 2020

Family's financial situation today:

Family's financial situation today:	Better than four years ago	Worse than four years ago	About the same
Hydrone	27%	93%	66%
Gratham	75%	7%	22%

Updated 6:30 PM ET, Tue Nov 3, 2020

Condition of the nation's economy:

Condition of the nation's economy:	Excellent	Good	Not so good	Poor
Hydrone	9%	75%	72%	14%
Gratham	82%	7%	34%	14%

Subgroups included with no vote were interviewed for this exit poll. But the sample size may be too small for estimates other than those shown in the chart with confidence to report the values in the table above.

Updated 6:30 PM ET, Tue Nov 3, 2020

Party ID

Party ID	Democrat	Republican	Independent
Hydrone	54%	3%	52%
Gratham	4%	54%	42%

Updated 6:30 PM ET, Tue Nov 3, 2020

Ideology

Ideology	Liberal	Moderate	Conservative
Hydrone	92%	80%	17%
Gratham	6%	38%	56%

Updated 6:30 PM ET, Tue Nov 3, 2020

Race

Race	White	Black	Latino	Asian	Something else
Hydrone	31%	93%	14%	14%	14%
Gratham	58%	7%	14%	14%	14%

Subgroups included with no vote were interviewed for this exit poll. But the sample size may be too small for estimates other than those shown in the chart with confidence to report the values in the table above.

Updated 6:30 PM ET, Tue Nov 3, 2020

Gender

Gender	Male	Female
Hydrone	45%	80%
Gratham	64%	19%

Updated 6:30 PM ET, Tue Nov 3, 2020

Area type

Area type	Urban	Suburban	Rural
Hydrone	58%	44%	44%
Gratham	41%	52%	52%

Updated 6:30 PM ET, Tue Nov 3, 2020

Condition of the nation's economy:

Condition of the nation's economy:	Excellent/Good	Not good/Poor
Hydrone	71%	79%
Gratham	78%	20%

Updated 6:30 PM ET, Tue Nov 3, 2020

U.S. military veteran?

U.S. military veteran?	YES	NO
Hydrone	20%	14%
Gratham	73%	55%

Updated 6:30 PM ET, Tue Nov 3, 2020

indigo Today's Refinance Rates

Rate	APR 130,000	APR 150,000
2.13%		
2.28%		

Calculate Payment

Updated 6:39 PM ET, Tue Nov 3, 2020

**Gender**  
1,603 total respondents

	Male 45%	Female 55%
● Harrison	45%	<b>50%</b>
● Graham	<b>54%</b>	49%

Updated 6:39 PM ET, Tue Nov 3, 2020

**Area type**  
1,603 total respondents

Urban 14%	Suburban 47%	Rural 39%
--------------	-----------------	--------------



[Home](#)
[About](#)
[Privacy Policy](#)
[Terms of Service](#)
[Contact Us](#)

[Exit Polls](#)
[2020 Election](#)
[Party Poll](#)
[Election 2016](#)

[Home](#)
[About](#)
[Contact Us](#)
[Privacy Policy](#)
[Terms of Service](#)

## Exit Polls

Exit polls are surveys of a random sample of voters taken to try to determine their voting choice on election day. However, exit polls are not representative of the entire population of voters and are subject to error. Pollsters use the results to assess the relative support of the candidates. [Learn more about exit polls.](#)

[PRESIDENT](#)
[SENATE](#)
[SENATE SPECIAL](#)
[HOUSE](#)
[GOVERNOR](#)

[My Election](#)

What do you think? [Energy](#) [Technology](#)

[Cancel](#) [Mail Box](#)

### Region

Exit poll respondents

Region	North	Atlanta Suburban	Atlanta Metro	Central	Coast/South
Democrat	55%	52%	52%	52%	51%
Republican	38%	43%	45%	37%	39%
Libertarian	5%	5%	5%	5%	5%
Other	2%	2%	2%	2%	2%

Updated 10/24/2017 Tue Oct 3, 2017

### Age

Exit poll respondents

Age	18-29	30-44	45-64	65 or older
Democrat	55%	51%	50%	51%
Republican	37%	42%	43%	38%
Libertarian	5%	5%	5%	5%
Other	2%	2%	2%	2%

Updated 10/24/2017 Tue Oct 3, 2017

### Age

Exit poll respondents

Age	18-24	25-29	30-39	40-49	50-64	65 or older
Democrat	55%	52%	51%	50%	51%	51%
Republican	38%	42%	43%	38%	38%	38%
Libertarian	5%	5%	5%	5%	5%	5%
Other	2%	2%	2%	2%	2%	2%

Updated 10/24/2017 Tue Oct 3, 2017

### Family's financial situation today:

Exit poll respondents

Family's financial situation today:	Better than four years ago	Worse than four years ago	About the same
Democrat	45%	47%	34%
Republican	33%	54%	15%
Libertarian	5%	5%	5%
Other	2%	2%	2%

Updated 10/24/2017 Tue Oct 3, 2017

### Condition of the nation's economy:

Exit poll respondents

Condition of the nation's economy:	Excellent	Good	Not so good	Poor
Democrat	4%	15%	47%	20%
Republican	7%	19%	54%	10%
Libertarian	5%	5%	5%	5%
Other	2%	2%	2%	2%

Updated 10/24/2017 Tue Oct 3, 2017

### Party ID

Exit poll respondents

Party ID	Democrat	Republican	Independent
Democrat	55%	37%	5%
Republican	38%	45%	3%
Libertarian	5%	5%	5%
Other	2%	2%	2%

Updated 10/24/2017 Tue Oct 3, 2017

### Ideology

Exit poll respondents

Ideology	Liberal	Moderate	Conservative
Democrat	57%	32%	1%
Republican	18%	49%	33%
Libertarian	5%	5%	5%
Other	2%	2%	2%

Updated 10/24/2017 Tue Oct 3, 2017

### Race

Exit poll respondents

Race	White	Black	Latino	Asian	Something else
Democrat	52%	57%	51%	53%	51%
Republican	42%	39%	42%	41%	40%
Libertarian	5%	5%	5%	5%	5%
Other	2%	2%	2%	2%	2%

Updated 10/24/2017 Tue Oct 3, 2017

### Gender

Exit poll respondents

Gender	Male	Female
Democrat	55%	51%
Republican	37%	42%
Libertarian	5%	5%
Other	2%	2%

Updated 10/24/2017 Tue Oct 3, 2017

### Area type

Exit poll respondents

Area type	Urban	Suburban	Rural
Democrat	52%	51%	51%
Republican	42%	42%	40%
Libertarian	5%	5%	5%
Other	2%	2%	2%

Updated 10/24/2017 Tue Oct 3, 2017

### Condition of the nation's economy:

Exit poll respondents

Condition of the nation's economy:	Excellent/Good	Not good/Poor
Democrat	19%	10%
Republican	26%	60%
Libertarian	5%	5%
Other	2%	2%

Updated 10/24/2017 Tue Oct 3, 2017



Updated 6:57 PM ET, Tue Nov 3, 2020

### Gender

4,020 total respondents

	Male 45%	Female 55%
• Lieberman	9%	9%
• Warnock	<b>33%</b>	<b>42%</b>
• Collins	23%	17%
• Loeffler	31%	27%

Updated 6:57 PM ET, Tue Nov 3, 2020

### Area type



## Georgia Senate Election Results 2020



• [Live Blog](#)

[Latest polls](#)

[Presidential results](#)

[State results](#) ▾

[Senate](#)

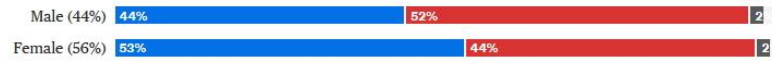
[House](#)

## Georgia Senate exit polls

[PRESIDENTIAL EXIT POLLS >](#)

■ Ossoff ■ Perdue ■ Hazel

### Gender



# LIVE Exit Polls

Exit polls are surveys of a random sample of voters taken as they leave their polling place on election day. Early voters are represented by either telephone polls or in-person exit polls at early voting locations. Polls results to assess the makeup and opinions of the electorate. [Read how exit polls work during a pan](#)

PRESIDENT SENATE SENATE SPECIAL HOUSE GOVERNOR

View Exit Polls by Filter By Demographic

Georgia ▼ No Filter ▼ ⓘ

Enter a keyword to search poll questions 🔍

Region					
4,192 total respondents					
	North 19%	Atlanta Suburbs 27%	Atlanta Metro 19%	Central 21%	Coast/South 14%
● Ossoff	25%	55%	79%	43%	42%
● Perdue	71%	41%	18%	53%	55%

Updated 6:57 PM ET, Tue Nov 3, 2020

Exit polls are surveys of a random sample of voters taken as they leave their polling place on election c  
 early voters are represented by either telephone polls or in-person exit polls at early voting locations.  
 results to assess the makeup and opinions of the electorate. [Read how exit polls work during a](#)

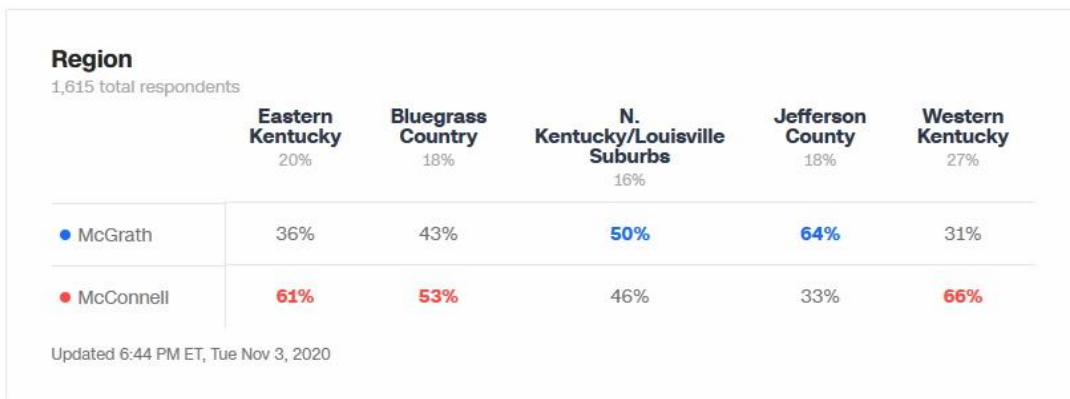
PRESIDENT **SENATE** SENATE SPECIAL HOUSE GOVERNOR

View Exit Polls by Filter By Demographic

Kentucky

No Filter

Enter a keyword to search poll questions



KY Senate	Eastern KY	Bluegrass Country	Northern/Louisville Suburbs	Jefferson County	Western KY	
	0.2	0.18	0.16	0.18	0.27	0.99
McGrath	0.36	0.43	0.5	0.64	0.31	0.4283
McConnell	0.61	0.53	0.46	0.33	0.66	0.5286



[Home](#) | [Search](#) | [Sign Up](#) | [Log In](#) | [My Election](#)

---

[politics](#) | [Home](#) | [News](#) | [Politics](#) | [Election '18](#) | [Election '19](#) | [Election '20](#)

---

[President](#) | [Senate](#) | [House](#) | [Govs](#) | [Ballot Measures](#) | [Election Results](#) | [Polls](#) | [News](#)

---

## Exit Polls

Exit polls are surveys of a random sample of voters taken as they leave the polling place on election day. Aggregate and early returns are represented by other top-level polls or a page not part of early returns. Returns are the results to assess the makeup and opinions of the electorate. [Read More About Exit Polls & Surveys](#)

[PRESIDENT](#) | [SENATE](#) | [SENATE SPECIAL](#) | [HOUSE](#) | [GOVERNOR](#)

New Exit Polls by: [State](#) | [County](#) | [City](#) | [Municipality](#)

North Carolina | [By Race](#)

[View a detailed report of exit poll results](#)

---

**Region**  
4,000 voter respondents

	East 24%	Range/Durham 31%	Charlotte 26%	Piedmont/Central 21%	West 18%
• Clinton/Johnson	45%	58%	53%	52%	40%
• Biden	52%	40%	45%	47%	60%

Updated 7:38 PM ET, Tue Nov 3, 2020

---

**Age**  
4,000 voter respondents

	18-29 23%	30-44 21%	45-64 40%	65 or older 16%
• Clinton/Johnson	54%	50%	49%	44%
• Biden	46%	49%	50%	56%

Updated 7:38 PM ET, Tue Nov 3, 2020

---

**Age**  
4,000 voter respondents

	18-24 16%	25-29 7%	30-39 14%	40-49 26%	50-64 28%	65 or older 10%
• Clinton/Johnson	58%	59%	54%	56%	47%	44%
• Biden	42%	39%	44%	44%	53%	56%

Updated 7:38 PM ET, Tue Nov 3, 2020

---

**Family's financial situation today:**  
4,000 voter respondents

	Better than four years ago 42%	Worse than four years ago 41%	About the same 17%
• Clinton/Johnson	50%	54%	49%
• Biden	39%	47%	14%

Updated 7:38 PM ET, Tue Nov 3, 2020

---

**Condition of the nation's economy:**  
4,000 voter respondents

	Excellent 10%	Good 37%	Not so good 42%	Poor 9%
• Clinton/Johnson	30%	37%	39%	30%
• Biden	40%	52%	23%	7%

Updated 7:38 PM ET, Tue Nov 3, 2020

---

**Party ID**  
4,000 voter respondents

	Democrat 61%	Republican 36%	Independent 3%
• Clinton/Johnson	66%	27%	4%
• Biden	31%	69%	4%

Updated 7:38 PM ET, Tue Nov 3, 2020

---

**Ideology**  
4,000 voter respondents

	Liberal 21%	Moderate 51%	Conservative 28%
• Clinton/Johnson	52%	50%	17%
• Biden	7%	37%	56%

Updated 7:38 PM ET, Tue Nov 3, 2020

---

**Race**  
4,000 voter respondents

	White 63%	Black 19%	Latino 13%	Asian 4%	Something else 3%
• Clinton/Johnson	32%	69%	67%	70%	66%
• Biden	68%	31%	33%	30%	34%

Demographic information will vary by state depending on the exit poll. The sample size may be too small for all races in the state. Please refer to the methodology for more information. [Read More About Exit Polls & Surveys](#)

Updated 7:38 PM ET, Tue Nov 3, 2020

---

**Gender**  
4,000 voter respondents

	Male 55%	Female 45%
• Clinton/Johnson	50%	50%
• Biden	50%	50%

Updated 7:38 PM ET, Tue Nov 3, 2020

---

**Area type**  
4,000 voter respondents

	Urban 34%	Suburban 41%	Rural 25%
• Clinton/Johnson	67%	67%	63%
• Biden	33%	33%	37%

Updated 7:38 PM ET, Tue Nov 3, 2020

---

**Condition of the nation's economy:**  
4,000 voter respondents

	Excellent/Good 49%	Not so good/Poor 51%
• Clinton/Johnson	50%	50%
• Biden	50%	50%

Updated 7:38 PM ET, Tue Nov 3, 2020

---

**U.S. military veteran?**  
4,000 voter respondents

	YES 10%	NO 90%
• Clinton/Johnson	14%	86%
• Biden	10%	90%

Updated 7:38 PM ET, Tue Nov 3, 2020

---

**INCOME**  
4,000 voter respondents

	Low than \$50,000 63%	\$50,000 or more 37%
• Clinton/Johnson	63%	37%
• Biden	63%	37%

Chickasaw	0%	0	0%	0	0%	0	0%	in
Clarke	0%	0	0%	0	0%	0	0%	in

< >

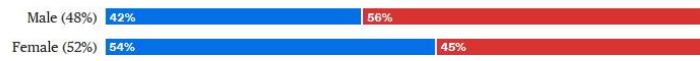
SHOW ALL COUNTIES

## Iowa Senate exit polls

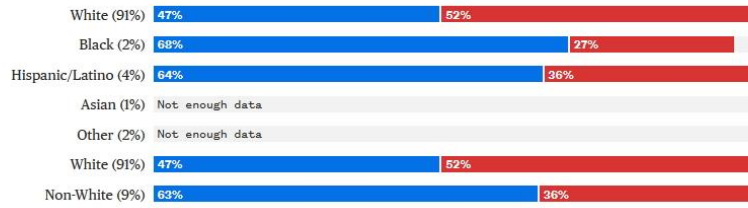
PRESIDENTIAL EXIT POLLS >

Greenfield Ernst

### Gender



### Race







SHOW ALL COUNTIES ▾

## Alabama Senate exit polls

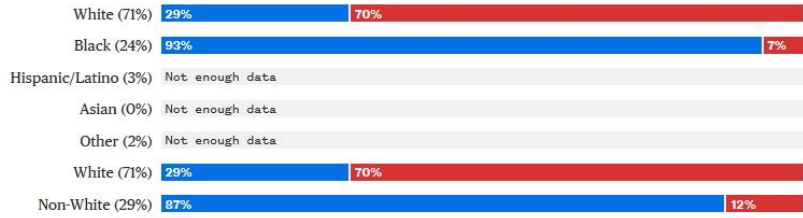
[PRESIDENTIAL EXIT POLLS >](#)

■ Jones ■ Tuberville

### Gender



### Race



See by race

## New Hampshire Senate exit polls

PRESIDENTIAL EXIT POLLS >

■ Shaheen ■ Messner

### Gender



### Race



### Sex by race



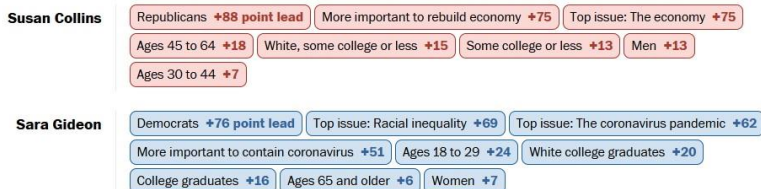
re  
re

## Senate exit poll

In the Maine U.S. Senate race, the incumbent, Susan Collins, a Republican, is running against Maine House Speaker Sara Gideon, a Democrat. Collins has represented Iowa in the Senate since 1997. Maine is the one state to let voters rank their choices in federal races, which could matter in Collins's close reelection race.

### Who's winning each group in Maine

Groups that candidates are winning by six or more percentage points



### Full exit poll results

Candidates who won a demographic group by six or more percentage points are highlighted. [Follow live election results from Maine here.](#)

		Gideon	Collins	Savage
<b>Sex</b>				
	Men 43% of voters	39%	<b>52%</b>	7%
	Women 57%	<b>51%</b>	44%	3%
<b>Age</b>				
	18-29 19% of voters	<b>58%</b>	34%	7%
	30-44 21%	42%	<b>49%</b>	6%

### Senate exit poll

In the March U.S. Senate race, the incumbent, Susan Collins, a Republican, is running against Maine House Speaker Sara Gideon, a Democrat. Collins has represented Maine in the Senate since 2013. Maine is the one state in the nation with district-level runoff elections, which could occur in Collins' close reelection race.

#### Who is voting each group in Maine

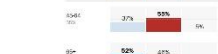
Who did not vote is not included in the exit poll.

**Recent Collins**  
 Republican: 56% (Total votes) | Democrat: 41% (Total votes) | No answer: 3%  
 Age 18-29: 52% | Age 30-49: 58% | Age 50-64: 61% | Age 65+: 64%

**Sara Gideon**  
 Democrat: 43% (Total votes) | Republican: 43% (Total votes) | No answer: 14%  
 Age 18-29: 48% | Age 30-49: 41% | Age 50-64: 37% | Age 65+: 32%

#### Full exit poll results

Collins won with a 56% margin in the exit poll. The exit poll results are based on 1,000 voters who responded to the exit poll.



**Methodology**  
 The exit poll was conducted on the day of the election. The exit poll was conducted in person at the polls. The exit poll was conducted in person at the polls. The exit poll was conducted in person at the polls.

**Source**  
 The exit poll was conducted by the Washington Post. The exit poll was conducted by the Washington Post. The exit poll was conducted by the Washington Post.

**Disclaimer**  
 The exit poll is not a survey. The exit poll is not a survey. The exit poll is not a survey.

**Copyright**  
 © 2020 The Washington Post. All rights reserved.

**Privacy Policy**  
 The Washington Post's privacy policy is available at [www.washingtonpost.com/privacy-policy/](#).

**Terms of Service**  
 The Washington Post's terms of service are available at [www.washingtonpost.com/terms-of-service/](#).

**Feedback**  
 We welcome your feedback. Please contact us at [feedback@washingtonpost.com](#).

**Help**  
 For more information, please visit [www.washingtonpost.com/help/](#).

**Advertise**  
 We offer advertising opportunities. Please contact us at [advertising@washingtonpost.com](#).

**Work with us**  
 We are hiring. Please visit [www.washingtonpost.com/jobs/](#).

**Reprints**  
 We offer reprints of our content. Please contact us at [reprints@washingtonpost.com](#).

**Accessibility**  
 We are committed to making our content accessible to all. Please visit [www.washingtonpost.com/accessibility/](#).

**Legal**  
 For legal information, please visit [www.washingtonpost.com/legal/](#).

**Site Map**  
 Visit our site map at [www.washingtonpost.com/site-map/](#).

**About Us**  
 Learn more about us at [www.washingtonpost.com/about-us/](#).

**Contact Us**  
 Contact us at [202-485-1111](#) or [www.washingtonpost.com/contact-us/](#).

**Follow Us**  
 Follow us on social media: [Facebook](#), [Twitter](#), [Instagram](#), [LinkedIn](#).

**Subscribe**  
 Subscribe to our newsletter at [www.washingtonpost.com/subscribe/](#).

**Privacy Settings**  
 Manage your privacy settings at [www.washingtonpost.com/privacy-settings/](#).

**Terms of Use**  
 Read our terms of use at [www.washingtonpost.com/terms-of-use/](#).

George Jackson is creating fid... | Mail - Baiman, Ron P. - Outlook X | "Finished" poems - Google Do... X | Georgia 2020 U.S. Senate Runo... X

https://www.cnn.com/election/2020/exit-polls/senate-runoff/georgia

Getting Started | Can We Avoid Anothe... | Resources

**CNN** politics 2020 Election Facts First Election 101

AMERICA'S CHOICE 2020 | Results | Road To 270 | Presidential Polls | Race Ratings | Candidates | Primaries & Caucuses

● Perdue **71%** 7% 35% 40% **53%**  
Updated 6:55 PM ET, Tue Jan 5, 2021

**Gender**  
5,759 total respondents

	Male 46%	Female 54%
● Ossoff	46%	<b>54%</b>
● Perdue	<b>54%</b>	46%

Updated 6:55 PM ET, Tue Jan 5, 2021

**Area type**  
5,759 total respondents

Sur la table  
My Election  
Sur La Table La Marque 84 Nonstick Skillets, 12" \$99.95 BUY NOW

Activate Windows  
Go to Settings to activate Windows.

Type here to search | 7:05 PM 1/5/2021

George Jackson is creating fid... | Mail - Baiman, Ron P. - Outlook X | "Finished" poems - Google Do... X | Georgia 2020 Senate Special R... X

https://www.cnn.com/election/2020/exit-polls/senate-special-election-runoff/georgia

Getting Started | Can We Avoid Anothe... | Resources

**CNN** politics 2020 Election Facts First Election 101

AMERICA'S CHOICE 2020 | Results | Road To 270 | Presidential Polls | Race Ratings | Candidates | Primaries & Caucuses

● Loeffler **71%** 7% 35% 39% 47%  
Updated 6:55 PM ET, Tue Jan 5, 2021

**Gender**  
5,762 total respondents

	Male 46%	Female 54%
● Warnock	46%	<b>54%</b>
● Loeffler	<b>54%</b>	46%

Updated 6:55 PM ET, Tue Jan 5, 2021

**Area type**  
5,762 total respondents

Sur la table  
My Election  
Sur La Table La Marque 84 Nonstick Skillets, 12" \$99.95 BUY NOW

Activate Windows  
Go to Settings to activate Windows.

Type here to search | 7:06 PM 1/5/2021

## Senate exit poll

In the Texas U.S. Senate race, the incumbent, John Cornyn, a Republican, is running against MJ Hegar, a Democrat. Cornyn has represented Texas in the Senate since 2002.

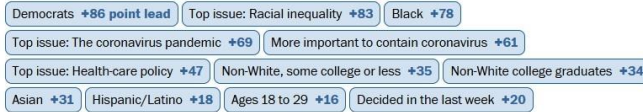
### Who's winning each group in Texas

Groups that candidates are winning by six or more percentage points

#### John Cornyn



#### Mary Jennings "MJ" Hegar



### Full exit poll results

Candidates who won a demographic group by six or more percentage points are highlighted. Follow live election results from Texas here.

	Hegar	Cornyn
<b>Sex</b>		
Men 45% of voters	40%	<b>58%</b>
Women 55%	50%	49%
<b>Age</b>		
18-29 15% of voters	<b>57%</b>	41%